




# HOW TO PROPERLY WASH YOUR HANDS

PROTECT YOURSELF AND OTHERS AGAINST INFECTIONS BY WASHING FOR 20 SECONDS OR MORE



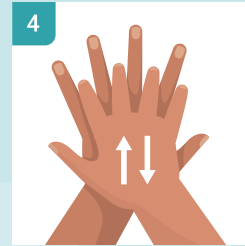
1 WET HANDS



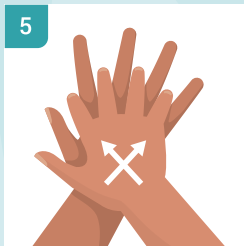
2 APPLY SOAP



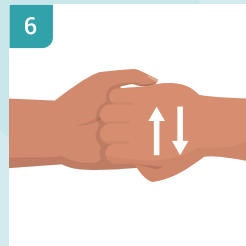
3 RUB HANDS PALM TO PALM



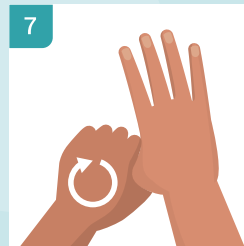
4 LATHER THE BACKS OF YOUR HANDS



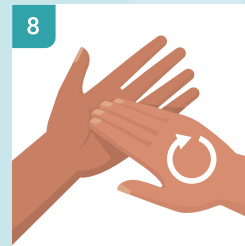
5 SCRUB BETWEEN YOUR FINGERS



6 RUB THE BACKS OF FINGERS ON THE OPPOSING PALMS



7 CLEAN THUMBS




8 WASH FINGERNAILS AND FINGERTIPS



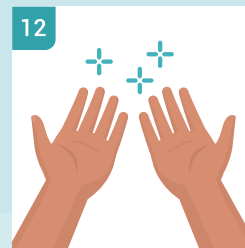
9 RINSE HANDS



10 DRY WITH A SINGLE USE TOWEL



11 USE THE TOWEL TO TURN OFF THE FAUCET



12 YOUR HANDS ARE CLEAN

## APPLICATION OF HAND SANITIZER



1 APPLY THE PRODUCT ON THE PALM OF ONE HAND



2 RUB HANDS TOGETHER



3 COVER ALL SURFACES UNTIL HANDS FEEL DRY (20 SEC)